



# The Definitive Guide to Floating Wind Concepts

## The Definitive Guide to Floating Wind Concepts

The history of Offshore Wind energy began in 2006 when Norwegian Oil Company Statoil planned development of a floating wind turbine demonstrator.

The Hywind I was a SPAR design floater with a 2.3 MW turbine . It was installed in 2009 offshore the Norwegian City of Stavanger. and serves as a test bank until today.

In 2011 saw the US Company Principle Power install a 2MW demonstrator offshore Portugal. The so called Winfloat is a semisubmersible, a very versatile type of floater that had been used in the Oil & Gas industry for decades.

The history of Offshore Wind energy began in 2006 when Norwegian Oil Company Statoil planned development of a floating wind turbine demonstrator.


The Hywind I was a SPAR design floater with a 2.3 MW turbine . It was installed in 2009 offshore the Norwegian City of Stavanger. and serves as a test bank until today.

In 2011 saw the US Company Principle Power install a 2MW demonstrator offshore Portugal. The so called Winfloat is a semisubmersible, a very versatile type of floater that had been used in the Oil & Gas industry for decades.

The history of Offshore Wind energy began in 2006 when Norwegian Oil Company Statoil planned development of a floating wind turbine demonstrator.

The Hywind I was a SPAR design floater with a 2.3 MW turbine . It was installed in 2009 offshore the Norwegian City of Stavanger. and serves as a test bank until today.

In 2011 saw the US Company Principle Power install a 2MW demonstrator offshore Portugal. The so called Winfloat is a semisubmersible, a very versatile type of floater that had been used in the Oil & Gas industry for decades.




## (sample) Index

### Floating Systems by Design Name

Advanced Spar .....	5
ACS Cobra Semi-spar .....	6
Aflow .....	8
Asymmetric Floating Wind Tower .....	10
Blue H - Blue-H Semi .....	11
BlueSATH .....	12
Compact Semisub ....	13
Damping Pool .....	15
Eco TLP .....	17
Eolink .....	18
Floating Wind Semi ....	19
Gicon .....	21
Gravity Floater ...	22
Gwind .....	24
Hexicon .....	26
Hexafloat .....	27
Hywind II .....	29
Hywind III .....	30
Malta platform .....	31
Mastek .....	32
OO-Star .....	33
P-60 .....	34
P-80 .....	35
Pelagic Power - Semisub .....	36
Pelastar .....	37
Triple Spar .....	39
Tri-Floater .....	40
TLPWind .....	42
Toda Spar .....	43
TrussFloat .....	44
SCD Nezzy .....	46
Sea Reed .....	48
Seatwirl .....	49
SKWID .....	50
Sway Mini-Spa .....	51
TetraFloat .....	52
TetraSpar .....	54

Voltum US .....	56
V Shape Semi .....	58
Windcrete .....	59
WindFloat .....	61
WindFloater .....	62
Wind Lens .....	63
X1Wind .....	64
Windsea .....	65
XCF Floater .....	67



## (sample) Index

### Floating Systems by Design Type

#### Barges

Damping Pool .....	15
BlueSATH .....	12
P-60 .....	34
P-80 .....	35

#### SemiSub - Semi-submersible Platform

Asymmetric Floating Wind Tower .....	10
Blue H - Blue-H Semi .....	11
Compact Semisub .....	13
Eolink .....	18
Floating Wind Semi .....	19
Gravity Floater .....	22
Hexicon .....	26
Hexafloat .....	27
Malta platform .....	31
Mastek .....	32
Pelagic Power - Semisub .....	36
Tri-Floater .....	40
SCD Nezzy .....	46
Sea Reed .....	48
Voltum US .....	56
V Shape Semi .....	58
Windcrete .....	59
WindFloat .....	61
Wind Lens .....	63
XCF Floater .....	67

#### SPARs - Single Point Anchor Reservoir

Advanced Spar .....	5
ACS Cobra Semi-spar .....	6
Aflow .....	8
Gwind .....	24
Hywind II .....	29
Hywind III .....	30

Triple Spar .....	39
Toda Spar .....	43
TrussFloat .....	44
Seatwirl .....	49
SKWID .....	50
Sway Mini-Spar .....	51
TetraFloat .....	52
TetraSpar .....	54

#### TLP - Tension Leg Platform

Eco TLP .....	17
Gicon .....	21
OO-Star .....	33
Pelastar .....	37
TLPWind .....	42
WindFloater .....	62
X1Wind .....	64
Windsea .....	65



**Floating Systems by Design Company**

Advanced Spar .....	10
ACS Cobra .....	10
Bluewater .....	10
Catalunya University .....	10
DBD Systems .....	10
Dietswell .....	10
DTU Wind Energy .....	10
Eolink .....	10
Equinor .....	10
Floating Power Plant .....	10
Gicon .....	10
Glosten .....	10
GustoMSC .....	10
GVA - KBR .....	10
Gwind .....	10
Hexicon .....	10
Ideol .....	10
IHI .....	10
Kyushu University .....	10
Mareal France .....	10
Mastek .....	10
MHI .....	10
Mitsui .....	10
Modec .....	10
Nautica .....	10
Nautilus Floating Solutions .....	10
Naval Energies .....	10
Olav Olsen .....	10
Pelagic Power .....	10
Saipem .....	10
Saitec .....	10
SBM Offshore .....	10
SeaTwind .....	10
Seawind .....	10
Stiesdal .....	10
Sway .....	10
Stiesdal Offshore .....	10
TLPWind UK .....	10
Toda Corporation .....	10
UMaine .....	10
Windsea .....	10
X1Wind .....	10

**Sponsored Space  
in Index or opposite content**


**139 x 215 mm**

**Sponsored Splash Page**

**Opens with each new floater by hull type section**

**216 x 279 mm**

## Semi-submersibles



The history of Offshore Wind energy began in 2006 when Norwegian Oil Company Statoil planned development of a floating wind turbine demonstrator.

The Hywind I was a SPAR design floater with a 2.3 MW turbine . It was installed in 2009 offshore the Norwegian City of Stavanger. and serves as a test bank until today.

In 2011 saw the US Company Principle Power install a 2MW demonstrator offshore Portugal. The so called Winfloat is a semisubmersible, a very versatile type of floater that had been used in the Oil & Gas industry for decades.



Sponsored Space

Opposite content or floater of choice.

216 x 279 mm



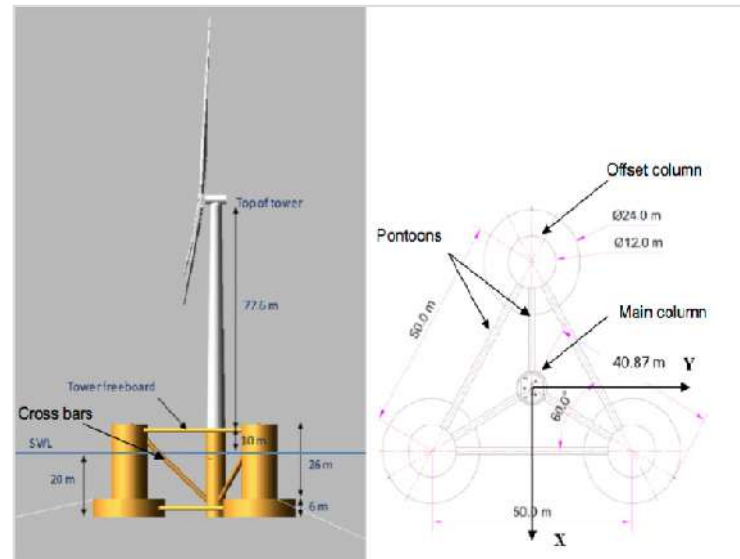
## Windfloat

Design Name **WindFloat**  
 Designer **Principle Power**  
 Designer Country **USA**  
 TRL **6**  
 Current Projects **Kincardine Tranche 1, Dolphyn ERM Demonstrator**  
 Possible Projects **-**

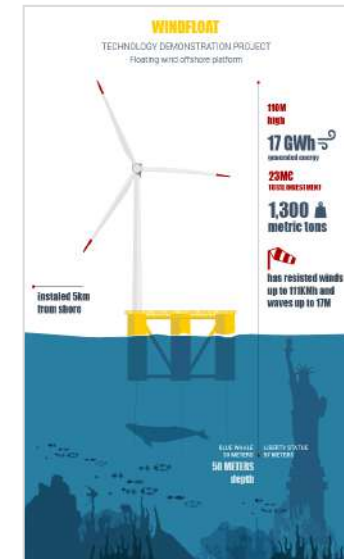
Hullshape **Semisub**  
 Steel or Concrete **Steel**  
 Min. Water Depth **40 m**  
 Floater Columns **3**  
 Tons/MW **-**  
 Floater Weight **2600 t**  
 Steel Weight **1300 t**  
 Concrete Weight **-**  
 Ballast Weight **1300 t**  
 Floater Length **50 m**  
 Floater Width **40.8 m**  
 Floater Height **24 m**  
 Draft **14 m**  
 Mooring System **Catenary**  
 Typical No. Lines **4**  
 Typical Anchor Type **Drag**  
 Notes



Source: PPI



Source: PPI



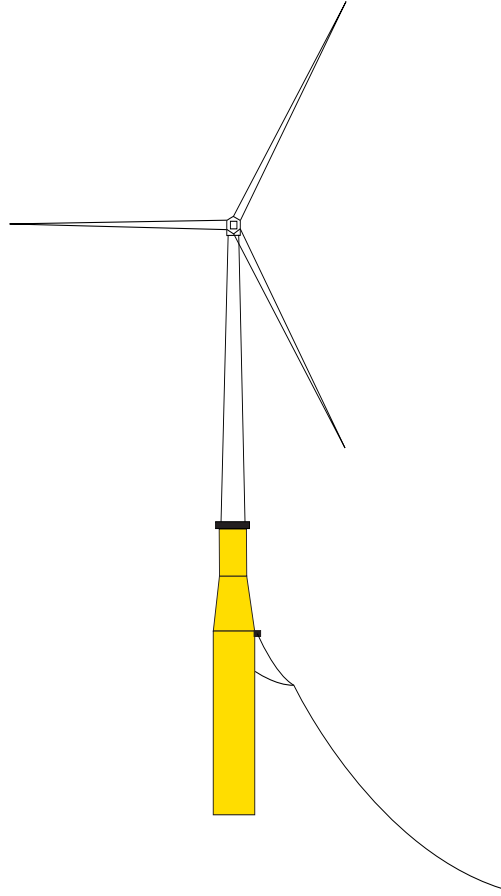
Source: PPI

The technical specifications on this sheet typically refer to the first 'current' project shown, otherwise the 1st 'possible'.

Disclaimer: The Q FWE floater design drawings serve as an impression only. Where possible data has been verified with the designer, otherwise the shape and dimensions are an interpretation of publicly available data.



## SPARs



The history of Offshore Wind energy began in 2006 when Norwegian Oil Company Statoil planned development of a floating wind turbine demonstrator.

The Hywind I was a SPAR design floater with a 2.3 MW turbine . It was installed in 2009 offshore the Norwegian City of Stavanger. and serves as a test bank until today.

In 2011 saw the US Company Principle Power install a 2MW demonstrator offshore Portugal. The so called Winfloat is a semisubmersible, a very versatile type of floater that had been used in the Oil & Gas industry for decades.

## Hywind II

Design Name **Hywind II**  
 Designer **Equinor**  
 Designer Country **Norway**  
 TRL **7**  
 Current Projects **Hywind Scotland, Hywind Scotland II, Donghae 1 , Gray Whale**  
 Possible Projects **Equinor Canaries, USA East Coast (name TBD)**

Hullshape **Spar**  
 Steel or Concrete **Steel**  
 Min. Water Depth **75 m**  
 Floater Columns **1**  
 Tons/MW **-**  
 Floater Weight **12000 t**  
 Steel Weight **2300 t**  
 Concrete Weight **-**  
 Ballast Weight **9700 t**  
 Floater Length **14.5 m**  
 Floater Width **14.5 m**  
 Floater Height **91 m**  
 Draft **78 m**  
 Mooring System **Catenary**  
 Typical No. Lines **3**  
 Typical Anchor Type **Suction**  
 Notes **-**



Source: Equinor




Source: Equinor

The technical specifications on this sheet typically refer to the first 'current' project shown, otherwise the 1st 'possible'.

Disclaimer: The Q FWE floater design drawings serve as an impression only. Where possible data has been verified with the designer, otherwise the shape and dimensions are an interpretation of publicly available data.



# Floating Substations



The history of Offshore Wind energy began in 2006 when Norwegian Oil Company Statoil planned development of a floating wind turbine demonstrator.

The Hywind I was a SPAR design floater with a 2.3 MW turbine. It was installed in 2009 offshore the Norwegian City of Stavanger, and serves as a test bank until today.

In 2011 saw the US Company Principle Power install a 2MW demonstrator offshore Portugal. The so called Winfloat is a semisubmersible, a very versatile type of floater that had been used in the Oil & Gas industry for decades.

## STAX Substation

Design Name	STAX Substation
Designer	Ideol, Atlantique
Designer Country	France
Class	Bureau Veritas
Floater TRL	7
Projects	
Possible Projects	
Hullshape	Barge
Steel or Concrete	Steel
Min. Water Depth	40 m
Substation capacity	Up to 400MW
HVDC	Y
# Array Cable Bays	8
Electrical Design	ABB
Topside Weight	4000 t
Floater Weight	2000 t (incl. ballast)
Floater Length	45 m
Floater Width	45 m
Floater Height	12 m
Draft	7.5 m
Mooring System	Semi-taut
Typical No. Lines	12
Typical Anchor Type	Drag



Source: Ideol

The technical specifications on this sheet typically refer to the first 'current' project shown, otherwise the 1st 'possible'.

Data from 02-2020




## Sponsored panels and content


Dimensions (mm)

Unit	Width	Depth
1 Page bleed	279	215
1/2 Page vertical bleed	139	215
1/4 Page bleed	139	107,5


NOTE: Ads scaled to other publications will be centered in the space nearest to size and proportion.



1 Page bleed 279 x 215 mm



1/2 Page 139 x 215 mm



1/4 Page 139 x 107,5 mm

**Choose your panel position within the index pages\* , as splash page of each new floater section\* or facing the floater of your choice.**

\*limited availability

## Material Requirements

**Sponsored panels & content** High resolution (300 dpi at actual size) Adobe PDFs, all fonts outlined, RGB colors.

**Electronic forward** [production@questfwe.com](mailto:production@questfwe.com)

### Publisher's Copy Protective Clause

Advertisers and advertising agencies assume liability for all content of advertisements or content printed and for any claims arising therefrom made against the Publisher. The Publisher reserves the right to reject any advertising that does not conform to the publication's standards.